

#15,832

Brittni Turner
Hunt County Treasurer

FY 19: Monthly Report, August 2019


FILED FOR RECORD
at 11:07 o'clock a M
OCT 22 2019
By JENNIFER LINDENZWEIG
County Clerk, Hunt County, TX

The Treasurers' Monthly Report includes money received and disbursed as well as funds invested and debt due by Hunt County. The Treasurer's Books and the Auditor's General Ledger agree. The Bank Statements have been reconciled and approved by the County Auditor.


This affidavit must state the amount of cash and other assets that are in the custody of the county treasurer at the time of the examination. (LGC 114.026) **Month End Balance: \$36,738,322.12**


Therefore, Brittni Turner, County Treasurer of Hunt County, Texas, who being fully sworn, upon oath says that the within and foregoing report is true and correct to the best of her knowledge.


This report will be filed with accompanying reports this 22nd day of October, 2019.



Brittni Turner, Hunt County Treasurer


Commissioners' Court having compared and examined the Treasurer's Report as presented and subject to independent auditor's review, certify the report to be correct and therefore request it be filed with the official minutes of this meeting. LGC 114.026(c)


Bobby Stovall, Hunt County Judge


Eric Evans, Comm., Pct #1


Randy Strait, Comm., Pct #2


Phillip Martin, Comm., Pct #3


Steven Harrison, Comm., Pct #4

**Hunt County Treasurer
Monthly Report
August 2019**

Hunt County Funds	Beginning Balance	Money Received	Money Disbursed	Transfer In/Out Investment	Month End Balance
10-GENERAL	4,286,648.17	1,460,264.82	-2,749,798.93	1,000,000.00	3,997,114.06
10-TeXPool Investment	1,085,228.84	2,001.38	0.00	0.00	1,087,230.22
10-TeXStar Investment	2,840,782.51	5,128.91	0.00	0.00	2,845,911.42
10-InWood Nat'l Bank CD	587,498.24	997.94	0.00	0.00	588,496.18
10-InWood Nat'l Bank CD-2	525,921.41	893.35	0.00	0.00	526,814.76
10-Logic G.O.	7,404,749.93	26,753.39	0.00	-1,000,000.00	6,431,503.32
10-General Fund Totals:	20,014,652.41	1,502,698.93	-2,749,798.93	0.00	15,477,069.96
15-Exchange Bldg	1,156,593.76	34,395.60	-25,631.69		1,165,357.67
20-Law Library	24,569.47	4,908.39	-7,839.47		21,638.39
21-R&B #1	8,935.70	42,271.17	-153,065.28	163,000.00	61,141.59
21-R&B #1, TexPool Invest.	50,602.12	93.33	0.00	0.00	50,695.45
21-R&B #1, Logic	1,369,720.47	2,516.76	0.00	-163,000.00	1,209,237.23
21-R&B #1 Fund Totals:	1,429,258.29	44,881.26	-153,065.28	0.00	1,321,074.27
22-R&B #2	45,898.19	276,483.54	-473,567.76	450,000.00	298,813.97
22-R&B #2, TexPool Invest.	50,595.16	93.32	0.00	0.00	50,688.48
22-R&B #2, Logic	651,802.87	748.65	0.00	-450,000.00	202,551.52
22-R&B #2 Fund Totals:	748,296.22	277,325.51	-473,567.76	0.00	552,053.97
23-R&B #3	33,445.10	43,451.56	-248,653.93	236,000.00	64,242.73
23-R&B #3, TexPool Invest	91,577.07	168.89	0.00	0.00	91,745.96
23-R&B #3, Logic	887,420.03	1,473.37	0.00	-236,000.00	652,893.40
23-R&B #3 Fund Totals:	1,012,442.20	45,093.82	-248,653.93	0.00	808,882.09
24-R&B #4	71,436.11	276,624.88	-677,145.34	697,000.00	367,915.65
24-R&B #4, TexPool Invest	52,191.40	96.25	0.00	0.00	52,287.65
24-R&B #4, Logic	1,343,929.54	2,044.78	0.00	-697,000.00	648,974.32
24-R&B #4 Fund Totals:	1,467,557.05	278,765.91	-677,145.34	0.00	1,069,177.62
25-Health Private	11,621.48	1,779.33	-7,972.79		5,428.02
26-State Health Services	-43,326.25	34,035.53	-31,361.88		-40,652.60
27-Hunt County Grants	-31,167.03	2,112.29	-9,221.07		-38,275.81
44-Road Bonds	-120,768.58	0.00	-193,406.74	316,911.00	2,735.68
44-Road Bonds, Logic	3,710,206.00	6,855.17	0.00	-316,911.00	3,400,150.17
44-Road Bond Totals:	3,589,437.42	6,855.17	-193,406.74	0.00	3,402,885.85
45-Capital Improvement	0.00	0.00	0.00	0.00	0.00
45-Capital Improvement Logic	6,709,517.55	0.00	0.00	0.00	6,709,517.55
45-Capital Improvement TxPool	3,290,482.45	6,068.41	0.00	0.00	3,296,550.86
45-Capital Improvement Totals:	10,000,000.00	6,068.41	0.00	0.00	10,006,068.41

**Hunt County Treasurer
Monthly Report
August 2019**

Hunt County Funds	Beginning Balance	Money Received	Money Disbursed	Transfer In/Out Investment	Month End Balance
61-Right of Way Fund	13,165.62	0.00	0.00		13,165.62
61-Right of Way FundTxPool	9,443.61	17.43	0.00		9,461.04
61-Right of Way Fund Total	22,609.23	17.43			22,626.66
68-JP, DDC Fee Fund	139,484.65	475.20	-1,086.62		138,873.23
70-Voter Admin 19	-790.00	331.28	-331.28		-790.00
71-DC Records Management	19,648.69	453.60	0.00		20,102.29
74-Elections Special	80,833.90	0.00	0.00		80,833.90
75-CA-DWI	13,787.14	161.27	0.00		13,948.41
77-PreTrial Intervention	36,799.01	3,399.00	0.00		40,198.01
81-CC Rec Mgt Preservation	692,253.22	21,935.59	-2,615.62		711,573.19
82-Courthouse Security	84,709.24	4,147.30	-5,855.38		83,001.16
83-Justice Court Sec.	60,567.24	329.72	-413.34		60,483.62
84-District Clerk Archive	52,630.36	691.41	0.00		53,321.77
85-Co & District Court Techn	7,179.73	384.93	0.00		7,564.66
86-County Record Preservation	95,126.69	1,172.11	0.00		96,298.80
87-Justice Court Technology	33,664.58	1,330.80	-891.07		34,104.31
88-County Clerk Archive	447,735.72	20,510.00	0.00		468,245.72
89-County Record Mgt Preserve	67,031.27	1,553.43	0.00		68,584.70
91-LEOSE	59,471.01	0.00	-169.80		59,301.21
95-Juv Prob. Local Funds	638,744.04	13,551.18	-48,113.84		604,181.38
96-Juv Prob Grant Funds	137,186.02	4,662.54	-52,135.75		89,712.81
50-Debt Service (I&S)	286,048.13	9,306.96	-109,823.03	0.00	185,532.06
50-Debt Service TexPool Inv	149,640.45	275.94	0.00	0.00	149,916.39
50-Debt Service Fund Totals:	435,688.58	9,582.90	-109,823.03	0.00	335,448.45
Total of Funds:	32,504,295.34	2,317,541.43	-4,799,100.61	0.00	36,738,322.12

**Hunt County Treasurer
Monthly Report
August 2019**

HUNT COUNTY DEBT

	Mo. Beginning	Payment	Balance Due
Reserve State Comptroller	785,513.29	-1,888.23	783,625.06
Reserve St Comptroller II	112,470.82	-2,960.00	109,510.82
2015 Tax Notes	1,875,000.00	0.00	1,875,000.00
Series 2015 Refund Bonds	0.00	0.00	0.00
2017 Road Bond Payable	5,500,000.00	0.00	5,500,000.00
Bond Premium Payable	-14,477.58	0.00	-14,477.58
2017 Road Bond Prem	289,750.00	0.00	289,750.00
Liability Comp Absence	453,583.00	0.00	453,583.00
R&B 2 Equipmnt SPFC	0.00	0.00	0.00
R&B 3 Equipmnt SPFC	127,415.56	-7,409.95	120,005.61
R&B 1 770G M/G BB&T	141,506.65	-8,160.93	133,345.72
R&B 1 770G M/G RDO	82,125.50	0.00	82,125.50
R&B 2 M/G Bank Funding LLC	226,650.00	-5,864.40	220,785.60
R&B 4 Loaders Bank Funding LLC	230,026.00	-5,951.75	224,074.25
OPEB Pension Liability	6,792,176.00	0.00	6,792,176.00
GASB 68 Pension Liability	1,983,824.00	0.00	1,983,824.00
Def. Resource Inflow Pensn	1,669,648.00	0.00	1,669,648.00
Totals:	20,255,211.24	-32,235.26	20,222,975.98

Invested Funds August 2019

GENERAL Fund	Rate	Month Balance	
Logic	2.2952%	6,431,503.32	56.02%
Texpool	2.1715%	1,087,230.22	9.47%
Texstar	2.1108%	2,845,911.42	24.79%
InWood NTL CDs	2.0000%	588,496.18	5.13%
InWood NTL CDs	2.0000%	526,814.76	4.59%
TOTAL:		11,479,955.90	100.00%

Road & Bridge 1	Rate	Month Balance	
Logic	2.2952%	1,209,237.23	95.98%
Texpool	2.1715%	50,695.45	4.02%
TOTAL:		1,259,932.68	100.00%

Road & Bridge 2	Rate	Month Balance	
Logic	2.2952%	202,551.52	79.98%
Texpool	2.1715%	50,688.48	20.02%
TOTAL:		253,240.00	100.00%

Road & Bridge 3	Rate	Month Balance	
Logic	2.2952%	652,893.40	87.68%
Texpool	2.1715%	91,745.96	12.32%
TOTAL:		744,639.36	100.00%

Road & Bridge 4	Rate	Month Balance	
Logic	2.2952%	648,974.32	92.54%
Texpool	2.1715%	52,287.65	7.46%
TOTAL:		701,261.97	100.00%

Capital Improvement	Rate	Month Balance	
Logic	2.2952%	6,709,517.55	67.05%
Texpool	2.1715%	3,296,550.86	32.95%
TOTAL:		10,006,068.41	100.00%

(Also at 100% each as stated below)

Logic: Road Bonds	3,400,150.17
TexPool: Right of Way	9,461.04
TexPool: Debt Service I&S	149,916.39

Total Investments: **\$28,004,625.92**